Stanton Dahl Architects
PO Box 833, Epping, NSW 1710, Australia
Tel +61 2 8876 5300
www.stantondahl.com.au

Dubbo Christian School, Primary
141 Sheraton Rd, Dubbo, NSW
Development Application

Architectural Drawings

Architectural

01 **Dubbo Christian School- Primary Location Plan**
not to scale

02 **Primary Perspective 1**
not to scale

03 **Primary Perspective 2**
not to scale

Stanton Dahl Architects

Dubbo Christian School

Dubbo Christian School Primary

141 Sheraton Rd,
Dubbo, NSW

Drawn; NS
Checked; CH
Plot date; 23/2/2024

Scale; as noted @ AI

Project No;
2556.20

Drawing No; DA01

Revision#; C

Coversheet

0 6000 18 000 30 000 60 000
scale: 1:750 @A1

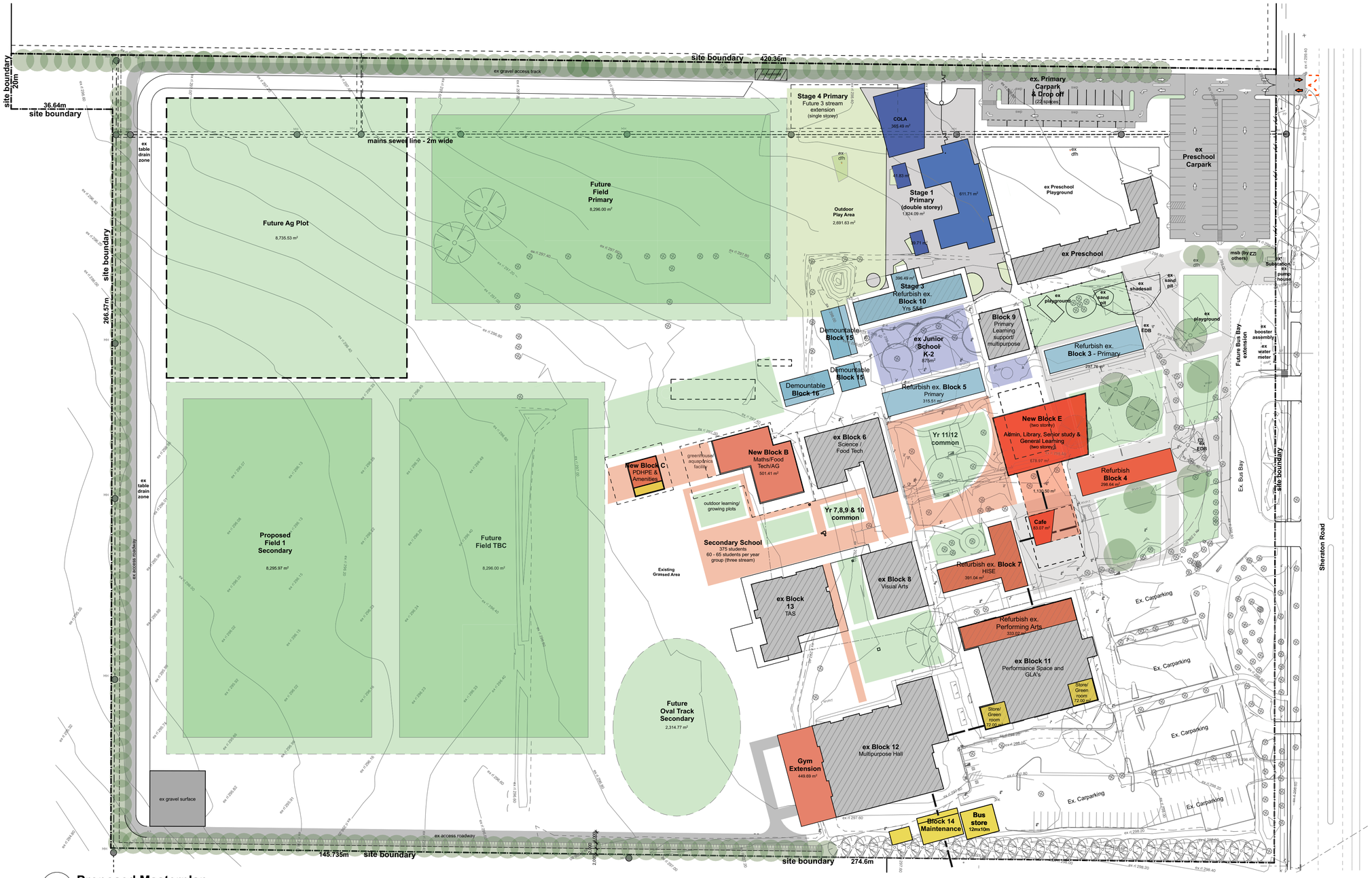

01 **Proposed Masterplan**
1:750

Dubbo Christian School Masterplan 2022

Pre School
60 FTE places
Prep - 4 year olds (Monday - Wednesday)
Pebbles - 3 year olds (Thursday - Friday)

Primary School
420 students
Kinder (ES1) - 3 stream - 60 students per year group
Stage 1 - 2.5 stream - 65 students per year group/130 students per stage
Stage 2 - 2.5 stream - 67.5 students per year group/135 students per stage
Stage 3 - 2.5 stream - 70 students per year group/140 students per stage

Secondary School
460 students
Yrs 7 - 12 - Four Stream - 88 max students per year group

Community Spaces
Inc Administration, Staff, Library, cafe, Multipurpose Hall and Performing Arts

Support Services
inc. Maintenance, Agriculture etc

Landscape
inc. Ovals & Play areas

Stanton Dahl Architects
PO Box 833, Epping, NSW 1710, Australia
Tel +61 2 8876 5300
www.stantondahl.com.au

Rev	Issue	Date
C	Revised DA Issue	23/02/2024

Amendments

Stanton Dahl Architects

Dubbo Christian School

Dubbo Christian School Primary

141 Sheraton Rd,
Dubbo, NSW

Drawn; NS
Checked; CH
Plot date; 23/2/2024

Scale;1:750 as noted @ AI

Project No;
2556.20

Drawing No; DA02
Revision#; C

Masterplan

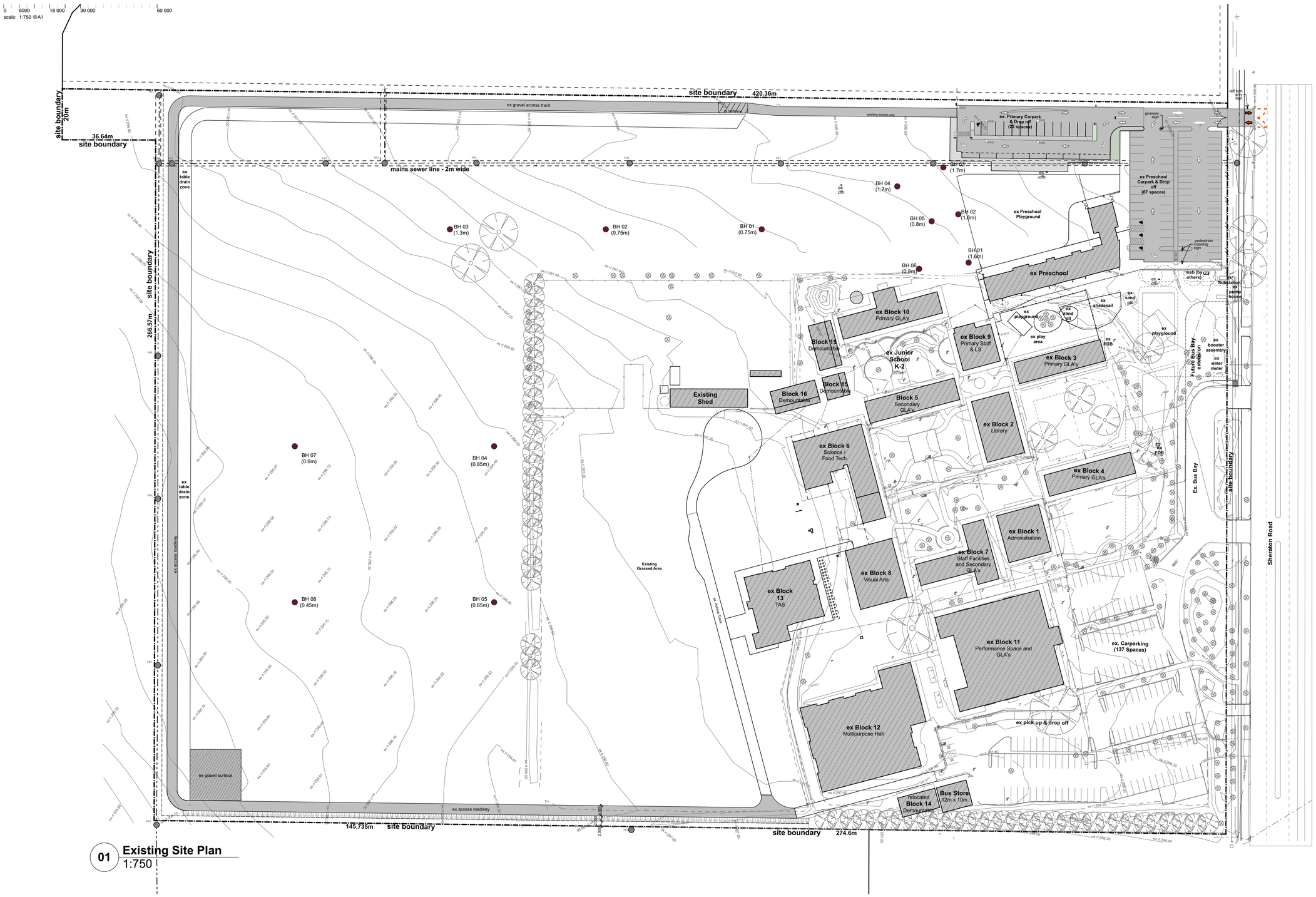

01 Existing Site Plan
1:750

Legend
(external work / site plan)
note: drawing may not contain all items listed below

- ex.contours & banking line
- existing trees to demolished
- existing trees to be retained
- proposed trees
- future trees
- existing buildings
- future buildings
- existing levels
- proposed levels
- existing fence to be removed
- new fence as specified
- maintenance shaft

acc	accessible
bol	bollard
bfc	broom finish concrete
edb	electrical distribution board
ex.	existing
fb	facebrick work
fk	flush kerb
gtd	grated drain
hr	handrail
ht	hose tap
hws	gas water heater
hyd	hydrant
ko	kerb only-refer civil drawings
pp	power pole
rw	retaining wall
sc(1)	165 x 3.0 CHS steel column
sc(2)	89 x 3.5 SHS steel column
swp	storm water pit
tgsi	tactile ground surface indicator
tow	top of wall
ws	wheel stop

note:
1. all levels for building are noted on floor plans / sections etc.
2. refer to civil engineers details for set-out levels and details for roadworks.
3. for full extent of new landscaping refer to landscape designers drawings.
4. all external concrete paving, retaining walls etc. refer to structural engineers details.
5. for full extent of sap's & dp's refer to hydraulic engineers details.
6. all 1:14 ramps to be in accordance with AS1428.1.
7. all trees shown to remain shall be fully protected from damage

Stanton Dahl Architects
PO Box 833, Epping, NSW 1710, Australia
Tel +61 2 8876 5300
www.stantondahl.com.au

Rev	Issue	Date
C	Revised DA Issue	23/02/2024

Amendments

Stanton Dahl Architects

Dubbo Christian School

Dubbo Christian School Primary

141 Sheraton Rd,
Dubbo, NSW

Drawn; NS
Checked; CH
Plot date; 23/2/2024

Scale;1:750, 1:100 as noted @ AI

Project No;
2556.20

Drawing No; DA03
Revision#; C

Existing Site Plan

0 6000 18 000 30 000 60 000
scale: 1:750 @A1

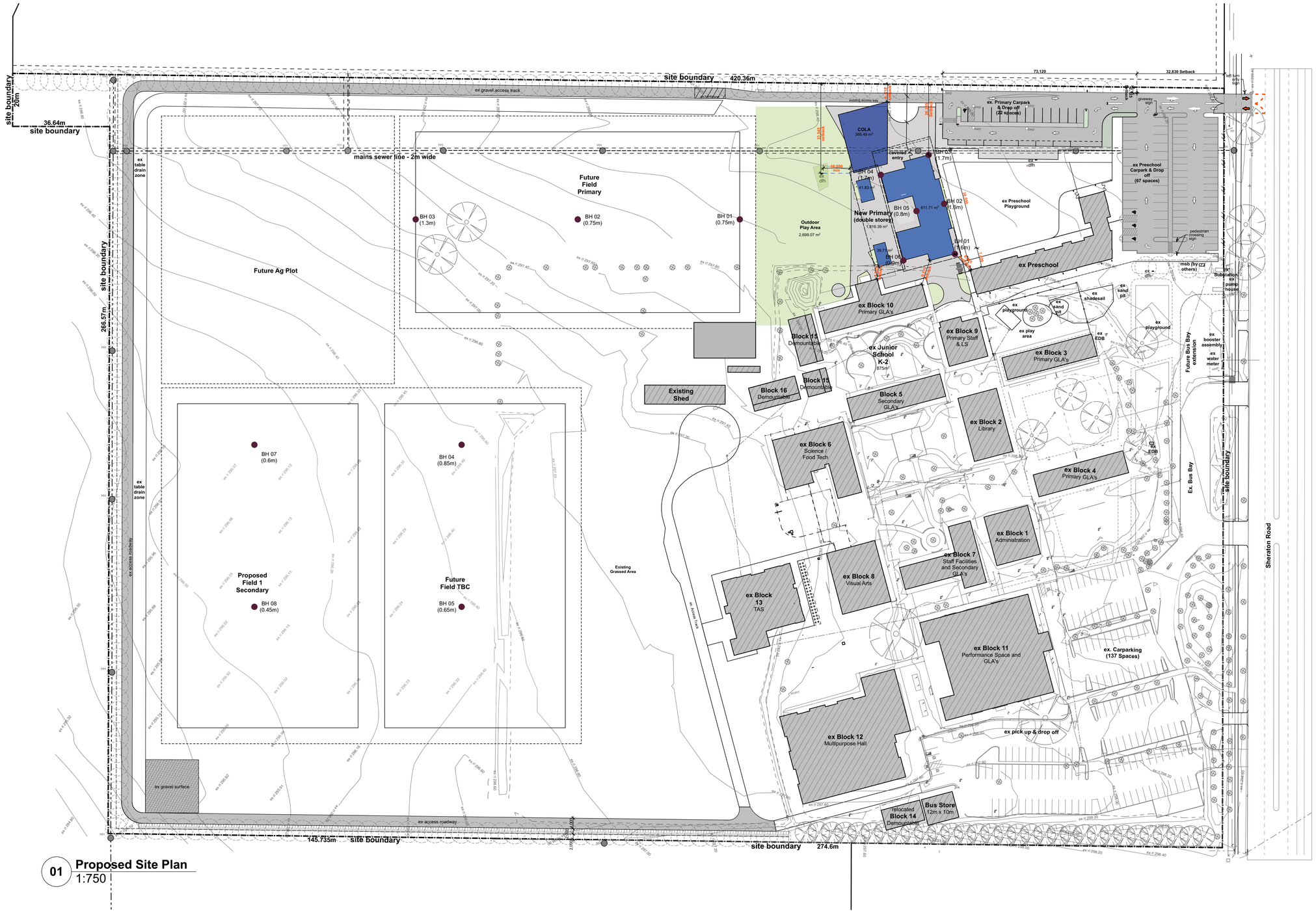

01 Proposed Site Plan
1:750

Legend
(external work / site plan)
note: drawing may not contain all items listed below

- 64 ex.contours & banking line
- existing trees to demolished
- existing trees to be retained
- proposed trees
- future trees
- existing buildings
- future buildings
- ex.RL00.00 existing levels
- RL00.00 proposed levels
- existing fence to be removed
- new fence as specified
- ms maintenance shaft

acc	accessible	hyd	hydrant
bol	bollard	ko	kerb only-refer civil drawings
bfc	broom finish concrete	pp	power pole
edb	electrical distribution board	rw	retaining wall
ex.	existing	sc(1)	165 x 3.0 CHS steel column
fb	facebrick work	sc(2)	89 x 3.5 SHS steel column
fk	flush kerb	swp	storm water pit
gtd	grated drain	tgsi	tactile ground surface indicator
hr	handrail	tow	top of wall
ht	hose tap	ws	wheel stop
hws	gas water heater		

note:
1. all levels for building are noted on floor plans / sections etc.
2. refer to civil engineers details for set-out levels and details for roadworks.
3. for full extent of new landscaping refer to landscape designers drawings.
4. all external concrete paving, retaining walls etc. refer to structural engineers details.
5. for full extent of sap's & dp's refer to hydraulic engineers details.
6. all 1:14 ramps to be in accordance with AS1428.1.
7. all trees shown to remain shall be fully protected from damage

Stanton Dahl Architects
PO Box 833, Epping, NSW 1710, Australia
Tel +61 2 8876 5300
www.stantondahl.com.au

Rev	Issue	Date
C	Revised DA Issue	23/02/2024

Amendments

Stanton Dahl Architects

Dubbo Christian School

Dubbo Christian School Primary

141 Sheraton Rd,
Dubbo, NSW

Drawn; NS
Checked; CH
Plot date; 23/2/2024

Scale;1:750, 1:100 as noted @ AI

Project No;
2556.20

Drawing No;
DA04

Revision#;
C

Proposed Primary Site Plan

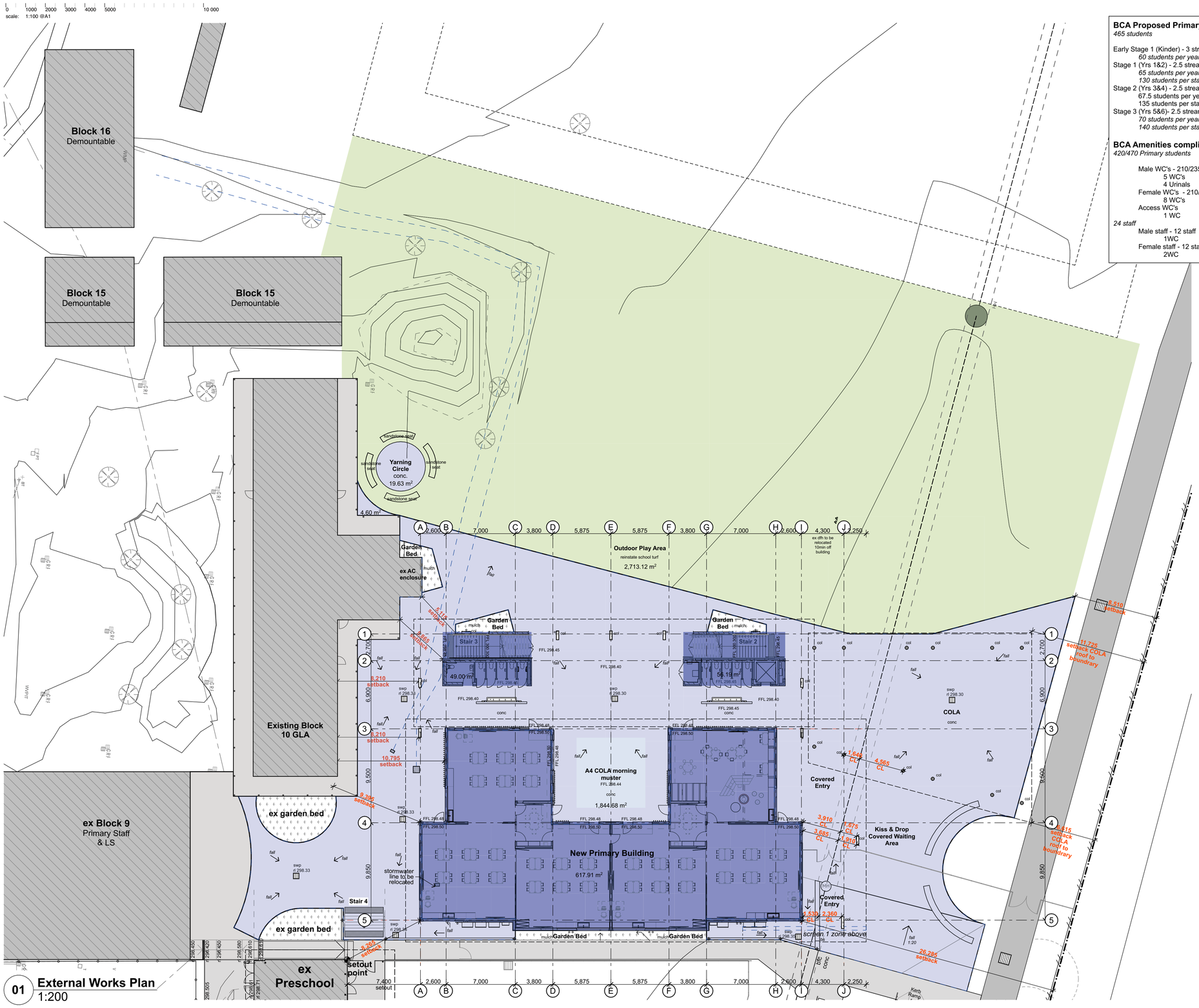

01 **External Works Plan**
1:200

BCA Proposed Primary Population
465 students

Early Stage 1 (Kinder) - 3 stream
60 students per year group
Stage 1 (Yrs 1&2) - 2.5 stream
65 students per year group
130 students per stage
Stage 2 (Yrs 3&4) - 2.5 stream
67.5 students per year group
135 students per stage
Stage 3 (Yrs 5&6)- 2.5 stream
70 students per year group
140 students per stage

BCA Amenities compliance
420/470 Primary students

Male WC's - 210/235 students
5 WC's
4 Urinals
Female WC's - 210/235 students
8 WC's
Access WC's
1 WC
24 staff
Male staff - 12 staff
1WC
Female staff - 12 staff
2WC

Existing Block 3 Primary Amenities
Existing Kinder Male WC
3 WC
3 Urinal
Existing Kinder Female WC
5WC

Proposed Primary Amenities
420/470 Primary students

Block 3 - Kinder
60 students
Proposed Kinder Male WC
3 WC recommended
(2 plus access WC proposed)
Proposed Kinder Female WC
3 WC recommended
(2 plus access WC proposed)
Proposed Access WC's (confirm if required)
1 WC

New Primary Block - St 1 - 3
400 students
New Primary Block - Proposed Male WC
7 WC recommended
(6 plus access WC provided)
New Primary Block - Proposed Female WC
7 WC recommended
(6 plus access WC provided)
New Primary Block - Proposed Access WC
2 WC

Stanton Dahl Architects
PO Box 833, Epping, NSW 1710, Australia
Tel +61 2 8876 5300
www.stantondahl.com.au

Rev	Issue	Date
C	Revised DA Issue	23/02/2024

Amendments

Legend
note: drawing may not contain all items listed below
Stage 1 new Primary Building, COLA & associated paving

Stanton Dahl Architects

Dubbo Christian School

Dubbo Christian School Primary

141 Sheraton Rd,
Dubbo, NSW

Drawn; NS
Checked; CH
Plot date; 23/2/2024

Scale;1:100, 1:200 as noted @ AI

Project No;
2556.20

Drawing No; DA05
Revision#; C

External Works
Staging Plan

Legend (floor plans)
note: drawing may not contain all items listed below

a	wall type (as scheduled)
D01	door numbers (as scheduled) (prefix ex. for existing door)
G01	gate numbers (as scheduled)
W01	window numbers (as scheduled) (prefix ex. for existing window)
V01	vent numbers (as scheduled)
ms	maintenance shaft

	150w x 100h concrete hob
	90w x 100h concrete hob
ac	air conditioner condenser
acc	accessible
amb	ambulant
bs	bench seat
col	column
comms	communication cabinet
conc	concrete slab
cos	check on site
cpt	carpet
dp	downpipe
edb	electrical distribution box
ex.	existing
ffl	finished floor level
fip	fire indicator panel
fm	floor mat
gtd	grated drain
hr	handrail
hyd	hydrant
paa	practical activity trough
pnb	pinboard
rl	reduced level
snk	sink
sl	sliding door
st	store
sv	sheet vinyl
swp	storm water pit
tgsi	tactile ground surface indicators
tow	top of wall
tv	television as specifed
wc	wash closet
wt	wash trough

note:
1. refer to the architectural drawings and specification in conjunction with consultants documentation for the full scope of works.
2. for all structural elements including steel or reinforced columns,floor slabs, stairs, retaining walls, and roof framing refer to structural engineers drawing and details, u.n.o.
3. the site boundaries and levels have been established from the survey prepared by Premise dated 01.03.2021.
4. building setout and boundary clearance to be verified by a registered surveyor before construction begins and any discrepancies referred to the architect.
5. all levels based on assumed datum, u.n.o.
6. all construction work to be carried out to comply with the requirements of authorities having jurisdiction over the works, including the conditions of approval issued for the project by the local council and relevant statutory authorities.
7. figured dimensions to be taken in preference to scaling from drawings. drawings not to be scaled without approval of the architect.
8. any discepancies or contradictions on or between the drawing or with the specification shall be referred to the architect for clarifications before construction.
9. all building works must be carried out in accordance with the building code of australia including relevant state based variations and additions.
10. the building is designed to be type B construction in accordance with the NCC
11. the NCC is interpreted to require a building of class 9b with a rise of two storeys.
12. refer to services consultants documents for all relevant services details.
13. all works to comply with AS1428.1 & AS1428.4 - Design for access and mobility.
14. clear dimensions of required exits including stairs, fire passages and landing and paths of travel to an exit shall be minimum 1 metre wide and minimum 2 metres high.
15. make good all existing surfaces where affected by new work and rectify any damage to existing surfaces caused by the construction process.
16. allow for new service in accordance with consultants drawings.
17. cap all existing services at source where fittings are removed or made redundant and execute works as specified by the relevant services consultant. Remove redundant cabling and hydraulic pipework.
18. conduits and pipework to external and internal face of building to be minimised. Conduits and pipework to be concealed in subfloor, walls, ceiling, behind joinery or fitout where possible. Discuss location of exposed conduits with architect for approval prior to installation. Allow for condensate drains to all new AC units.
19. allow to ardit floor either side of all door thresholds and floor tracks to raise FFL to provide level substate for door installation and ensure level transitions between rooms - note max gradient of 1:40.
20. all handrails, balustrades & louvres shown indicatively only. Refer to detail drawings for clarity.
21. furniture shown dashed on plan to be provided by client.
22. for full extent of banking & landscaping, refer to (t.b.c).
23. wall thickness based on brickwork & stud width only without internal wall linings.
24. for pinboards / whiteboards sizing & quantity refer to specification.
25. provide compliant threshold and clearances at all doors as per A.S. 1428.1- 2009.

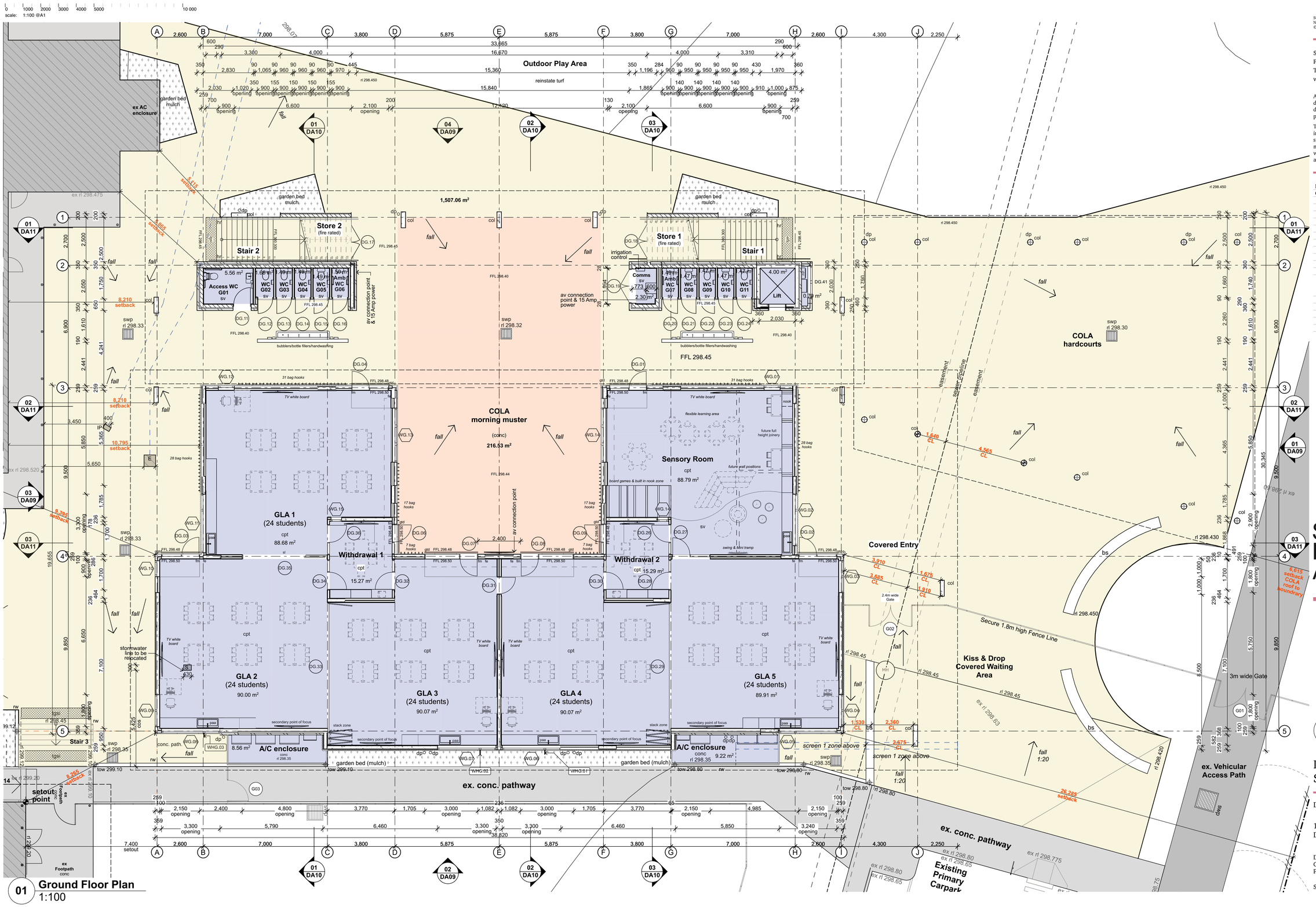

01 Ground Floor Plan
1:100

Legend (floor plans)
note: drawing may not contain all items listed below

- a — wall type (as scheduled)
- D01 — door numbers (as scheduled) (prefix ex. for existing door)
- G01 — gate numbers (as scheduled)
- W01 — window numbers (as scheduled) (prefix ex. for existing window)
- V01 — vent numbers (as scheduled)
- ms — maintenance shaft

- 150w x 100h concrete hob
- 90w x 100h concrete hob

ac	air conditioner condenser	dp	downpipe	rl	reduced level
acc	accessible	edb	electrical distribution box	snk	sink
amb	ambulant	ex.	existing	sl	sliding door
bs	bench seat	ffl	finished floor level	st	store
col	column	fip	fire indicator panel	sv	sheet vinyl
comms	communication cabinet	fm	floor mat	swp	storm water pit
conc	concrete slab	gtd	grated drain	tgsi	tactile ground surface indicators
cos	check on site	hr	handrail	tow	top of wall
cpt	carpet	hyd	hydrant	tv	television as specifed
		paa	practical activity trough	wc	wash closet
		pnb	pinboard	wt	wash trough

note:
1. refer to the architectural drawings and specification in conjunction with consultants documentation for the full scope of works.
2. for all structural elements including steel or reinforced columns,floor slabs, stairs, retaining walls, and roof framing refer to structural engineers drawing and details, u.n.o.
3. the site boundaries and levels have been established from the survey prepared by Premise dated 01.03.2021.
4. building setout and boundary clearance to be verified by a registered surveyor before construction begins and any discrepancies referred to the architect.
5. all levels based on assumed datum, u.n.o.
6. all construction work to be carried out to comply with the requirements of authorities having jurisdiction over the works, including the conditions of approval issued for the project by the local council and relevant statutory authorities.
7. figured dimensions to be taken in preference to scaling from drawings. drawings not to be scaled without approval of the architect.
8. any discepancies or contradictions on or between the drawing or with the specification shall be referred to the architect for clarifications before construction.
9. all building works must be carried out in accordance with the building code of australia including relevant state based variations and additions.
10. the building is designed to be type B construction in accordance with the NCC
11. the NCC is interpreted to require a building of class 9b with a rise of two storeys.
12. refer to services consultants documents for all relevant services details.
13. all works to comply with AS1428.1 & AS1428.4 - Design for access and mobility.
14. clear dimensions of required exits including stairs, fire passages and landing and paths of travel to an exit shall be minimum 1 metre wide and minimum 2 metres high.
15. make good all existing surfaces where affected by new work and rectify any damage to existing surfaces caused by the construction process.
16. allow for new service in accordance with consultants drawings.
17. cap all existing services at source where fittings are removed or made redundant and execute works as specified by the relevant services consultant. Remove redundant cabling and hydraulic pipework.
18. conduits and pipework to external and internal face of building to be minimised. Conduits and pipework to be concealed in subfloor, walls, ceiling, behind joinery or fitout where possible. Discuss location of exposed conduits with architect for approval prior to installation. Allow for condensate drains to all new AC units.
19. allow to ardit floor either side of all door thresholds and floor tracks to raise FFL to provide level substate for door installation and ensure level transitions between rooms - note max gradient of 1:40.
20. all handrails, balustrades & louvres shown indicatively only. Refer to detail drawings for clarity.
21. furniture shown dashed on plan to be provided by client.
22. for full extent of banking & landscaping, refer to (t.b.c).
23. wall thickness based on brickwork & stud width only without internal wall linings.
24. for pinboards / whiteboards sizing & quantity refer to specification.
25. provide compliant threshold and clearances at all doors as per A.S. 1428.1- 2009.

Stanton Dahl Architects
PO Box 833, Epping, NSW 1710, Australia
Tel +61 2 8876 5300
www.stantondahl.com.au

Rev	Issue	Date
C	Revised DA Issue	23/02/2024

Amendments

Stanton Dahl Architects

Dubbo Christian School

Dubbo Christian School Primary

141 Sheraton Rd,
Dubbo, NSW

Drawn; NS
Checked; CH
Plot date; 23/2/2024

Scale;1:100 as noted @ AI

Project No;
2556.20

Drawing No; DA06

Revision#; C

Ground Floor Plan

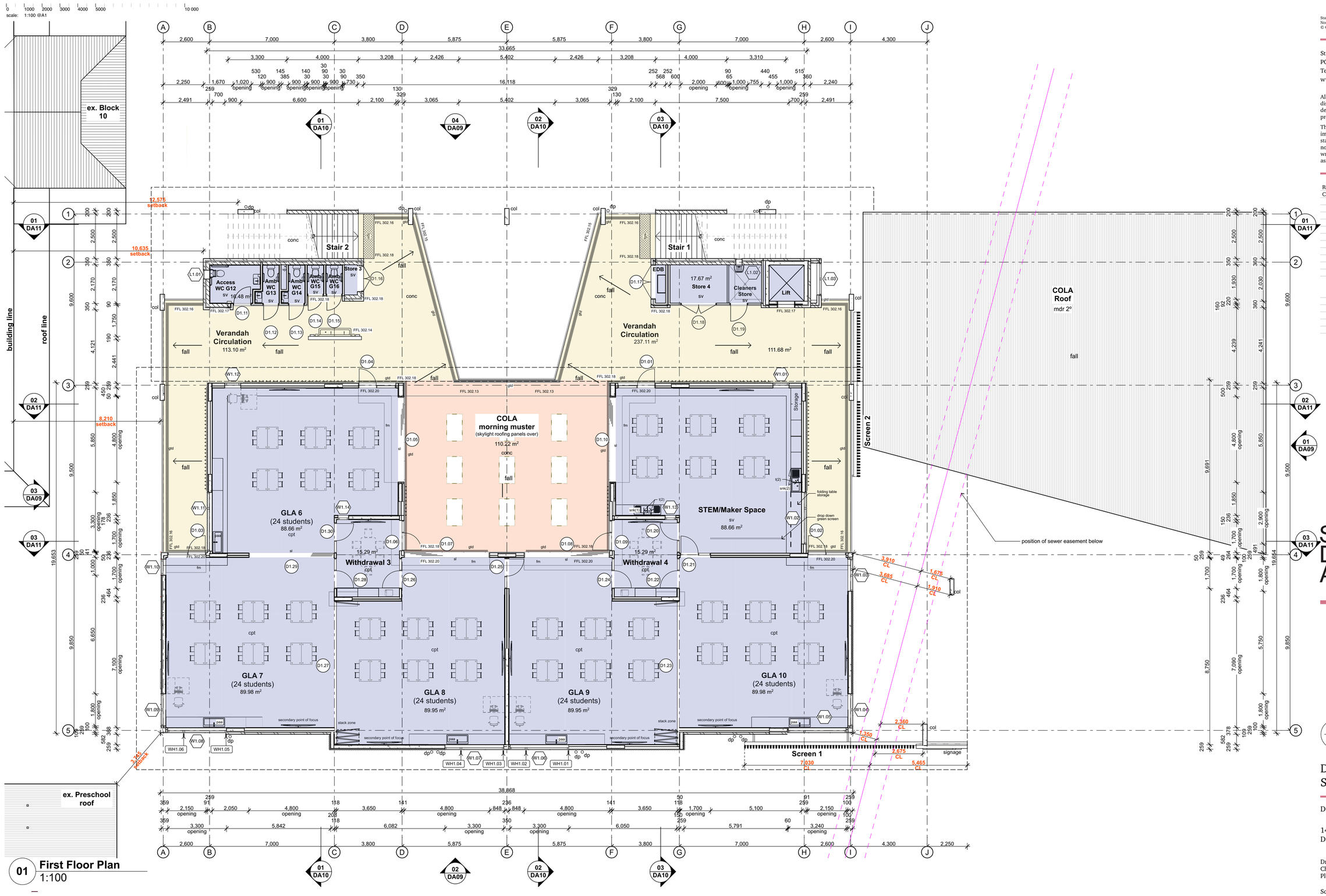

01 First Floor Plan
1:100

Legend
(floor plans)
note: drawing may not contain all items listed below

- a — wall type (as scheduled)
- D01 — door numbers (as scheduled) (prefix ex. for existing door)
- G01 — gate numbers (as scheduled)
- W01 — window numbers (as scheduled) (prefix ex. for existing window)
- V01 — vent numbers (as scheduled)
- ms — maintenance shaft

	150w x 100h concrete hob	dp	downpipe	rl	reduced level
	90w x 100h concrete hob	edb	electrical distribution box	snk	sink
ac	air conditioner condenser	ex.	existing	sl	sliding door
acc	accessible	ffl	finished floor level	st	store
amb	ambulant	fip	fire indicator panel	sv	sheet vinyl
bs	bench seat	fm	floor mat	swp	storm water pit
col	column	gtd	grated drain	tgsi	tactile ground surface indicators
comms	communication cabinet	hr	handrail	tow	top of wall
conc	concrete slab	hyd	hydrant	tv	television as specifed
cos	check on site	paa	practical activity trough	wc	wash closet
cpt	carpet	pnb	pinboard	wt	wash trough

note:
1. refer to the architectural drawings and specification in conjunction with consultants documentation for the full scope of works.
2. for all structural elements including steel or reinforced columns,floor slabs, stairs, retaining walls, and roof framing refer to structural engineers drawing and details, u.n.o.
3. the site boundaries and levels have been established from the survey prepared by Premise dated 01.03.2021.
4. building setout and boundary clearance to be verified by a registered surveyor before construction begins and any discrepancies referred to the architect.
5. all levels based on assumed datum, u.n.o.
6. all construction work to be carried out to comply with the requirements of authorities having jurisdiction over the works, including the conditions of approval issued for the project by the local council and relevant statutory authorities.
7. figured dimensions to be taken in preference to scaling from drawings. drawings not to be scaled without approval of the architect.
8. any discepancies or contradictions on or between the drawing or with the specification shall be referred to the architect for clarifications before construction.
9. all building works must be carried out in accordance with the building code of australia including relevant state based variations and additions.
10. the building is designed to be type B construction in accordance with the NCC.
11. the NCC is interpreted to require a building of class 9b with a rise of two storeys.
12. refer to services consultants documents for all relevant services details.
13. all works to comply with AS1428.1 & AS1428.4 - Design for access and mobility.
14. clear dimensions of required exits including stairs, fire passages and landing and paths of travel to an exit shall be minimum 1 metre wide and minimum 2 metres high.
15. make good all existing surfaces where affected by new work and rectify any damage to existing surfaces caused by the construction process.
16. allow for new service in accordance with consultants drawings.
17. cap all existing services at source where fittings are removed or made redundant and execute works as specified by the relevant services consultant. Remove redundant cabling and hydraulic pipework.
18. conduits and pipework to external and internal face of building to be minimised. Conduits and pipework to be concealed in subfloor, walls, ceiling, behind joinery or fitout where possible. Discuss location of exposed conduits with architect for approval prior to installation. Allow for condensate drains to all new AC units.
19. allow to ardit floor either side of all door thresholds and floor tracks to raise FFL to provide level substate for door installation and ensure level transitions between rooms - note max gradient of 1:40.
20. all handrails, balustrades & louvres shown indicatively only. Refer to detail drawings for clarity.
21. furniture shown dashed on plan to be provided by client.
22. for full extent of banking & landscaping, refer to (t.b.c).
23. wall thickness based on brickwork & stud width only without internal wall linings.
24. for pinboards / whiteboards sizing & quantity refer to specification.
25. provide compliant threshold and clearances at all doors as per A.S. 1428.1- 2009.

Stanton Dahl Architects
PO Box 833, Epping, NSW 1710, Australia
Tel +61 2 8876 5300
www.stantondahl.com.au

Rev	Issue	Date
C	Revised DA Issue	23/02/2024

Amendments

Stanton Dahl Architects

Dubbo Christian School

Dubbo Christian School Primary

141 Sheraton Rd,
Dubbo, NSW

Drawn; NS
Checked; CH
Plot date; 23/2/2024

Scale;1:100 as noted @ AI

Project No;
2556.20

Drawing No; DA07
Revision#; C

First Floor Plan

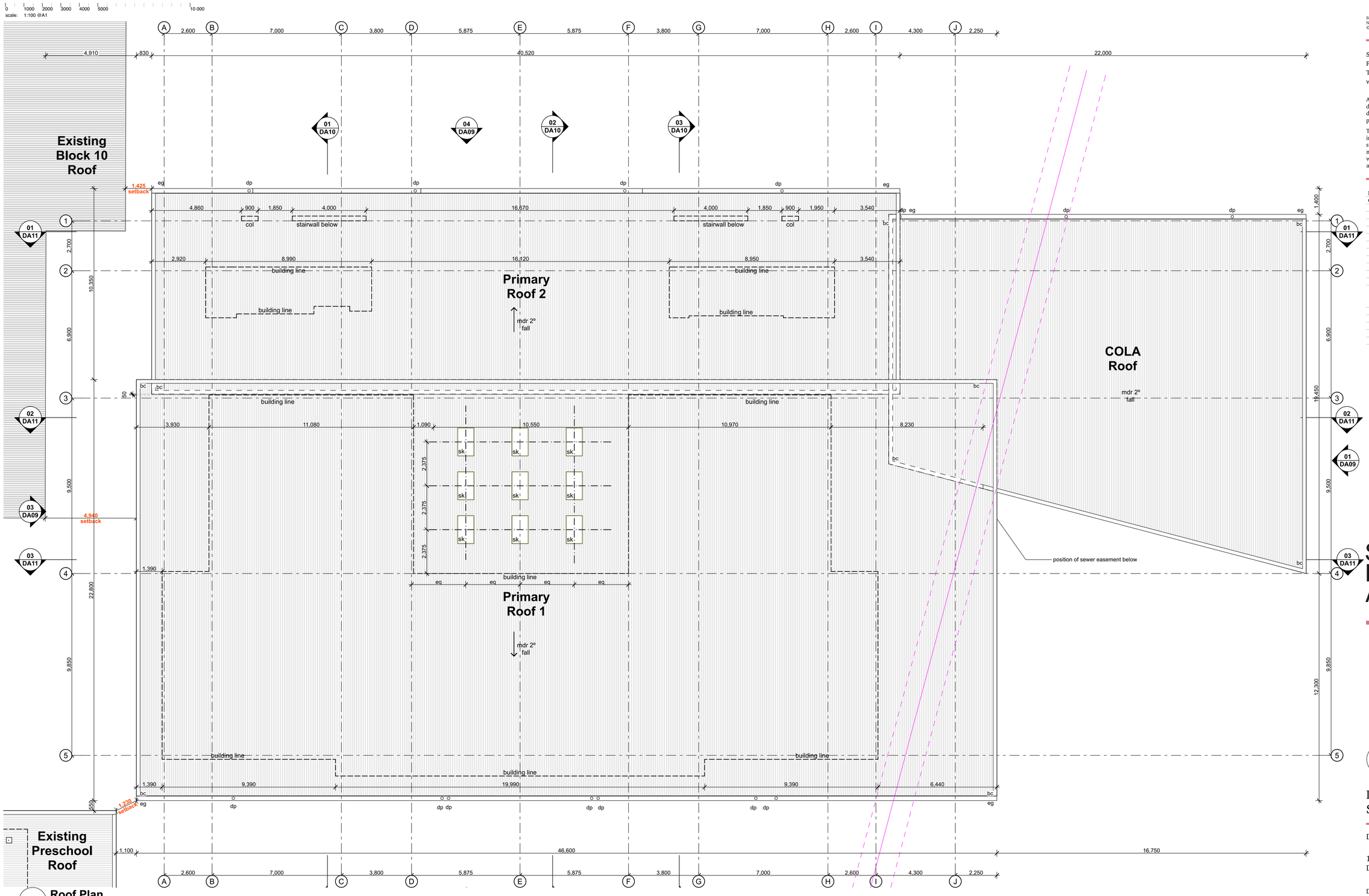

01 Roof Plan
1:100

Legend (roof plans)
note: drawing may not contain all items listed below

bc	barge capping
dp	downpipe
eg	eaves gutter
ex.	existing
mdr	metal deck roof sheeting
sk	skylight
rv	roof vent refer to mechanical spec

note:
1. provide flashings and cappings to all roof penetrations in accordance with roof manufacturers details.
2. gutter on brackets as specified.
3. roof safety system to be installed. refer to specification.
4. refer to services drawings for full extent of roof penetrations.

Stanton Dahl Architects
PO Box 833, Epping, NSW 1710, Australia
Tel +61 2 8876 5300
www.stantondahl.com.au

All dimensions to be verified on site and any discrepancies referred to architect for determination. figured dimensions to take precedence over scaled dimensions.

Rev	Issue	Date
C	Revised DA Issue	23/02/2024

Amendments

Stanton Dahl Architects

Dubbo Christian School

Dubbo Christian School Primary

141 Sheraton Rd,
Dubbo, NSW

Drawn; NS
Checked; CH
Plot date; 23/2/2024

Scale;1:100 as noted @ AI

Project No;
2556.20

Drawing No; DA08

Revision#; C

Roof Plan

scale: 1:100 @A1

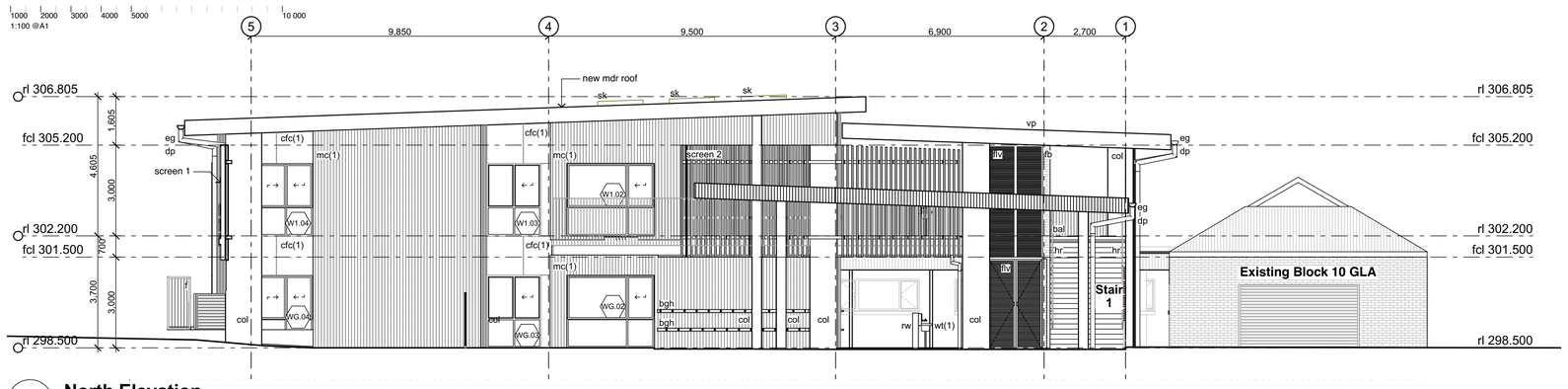

01 North Elevation
1:100

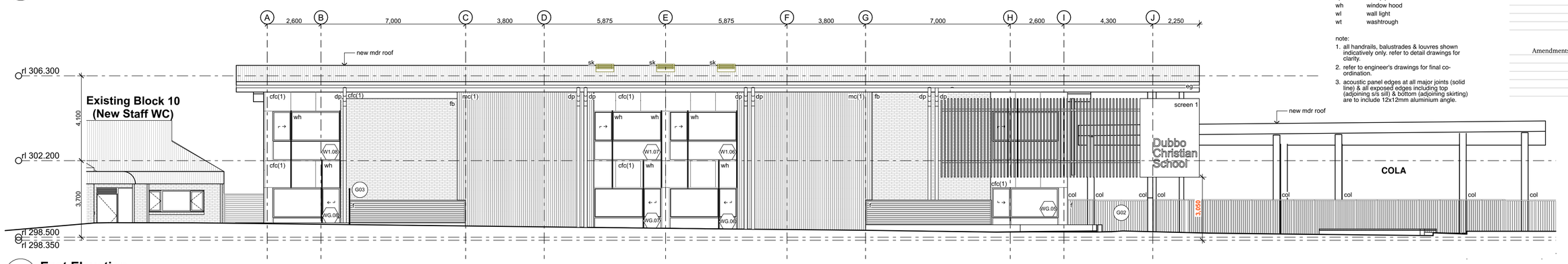

02 East Elevation
1:100

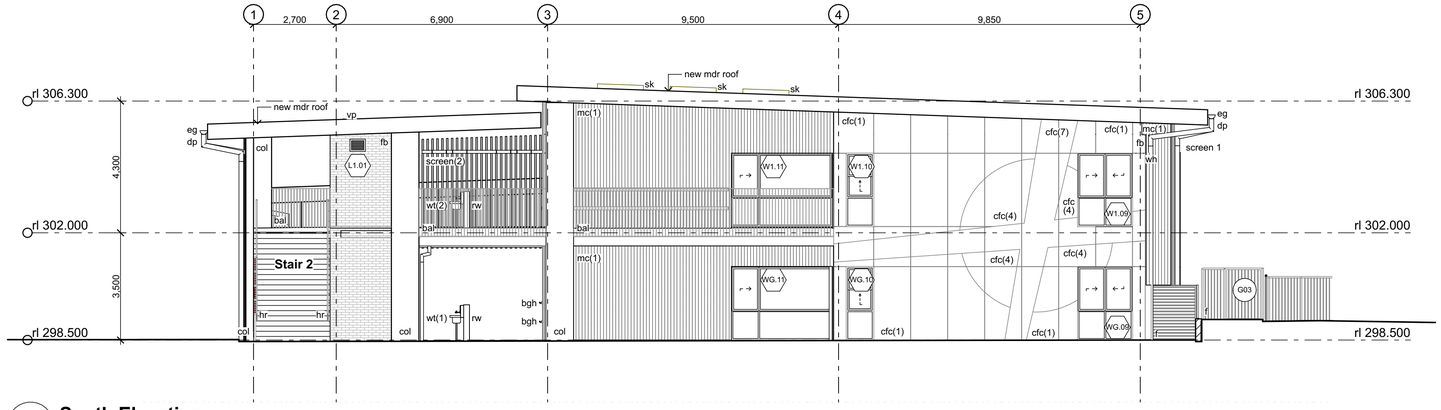

03 South Elevation
1:100

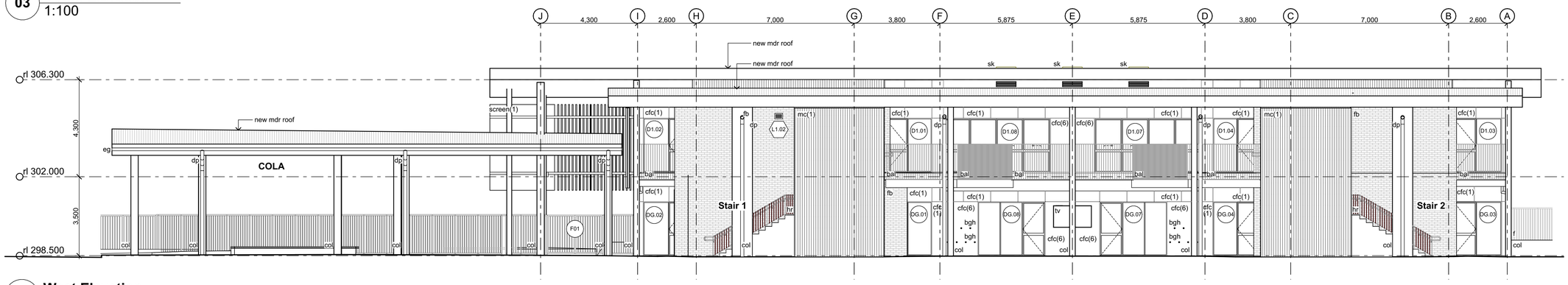

04 West Elevation
1:100

Legend
(elevation & sections)

note: drawing may not contain all items listed below

aa	automatic awning
ac	air conditioner condenser
ag	ag pipe
alv	adjustable louvres
alw	aluminium framed window
at	acoustic tile
bal(1)	balustrade (type 1) as scheduled
bal(2)	balustrade (type 2) as scheduled
bc	barge capping
bg	box gutter
bhc	brick header course
boe	brick on edge
bol(1)	bollard(type)
bws	brickwork sill
cfc	compessed fibre cement
cj	control joint
col	column
conc.	concrete
cr	concrete render
cs	coved skirting
dmc	decorative metal screen
dp	downpipe
dps	downpipe spreader
drh	door head
eg	eaves gutter
egl	existing ground line
ex.	existing
f	fence
fb(1)	face brickwork (type)
fb(1)	face brickwork (type)
fcl	finished ceiling level
ffl	finished floor level
flv	fixed louvres
gl	ground line
hr(1)	handrail (type)
ip	insulated panel
ma	manual awning
flv	fixed louvres
mc(1)	metal cladding (type)
mdr	metal deck roof
nc	non structural column
ofc	off form concrete
olv	operable louvres
p(1)	paint (type)
pap(1)	perforated acoustic panel (type)
pbd	plasterboard
rc	rendered concrete
rms	raked metal soffit
rp	render & paint finish
rs	roller shutter
rw	rendered wall
rwh	rainwater head
s	sliding sash window
sc	steel column
sk	skylight
sl	sliding door
ss(1)	sun shade (type)
ts	timber skirting
tv	television
vp	vent pipe
wh	window hood
wl	wall light
wt	washtrough

note:
1. all handrails, balustrades & louvres shown indicatively only. refer to detail drawings for clarity.
2. refer to engineer's drawings for final co-ordination.
3. acoustic panel edges at all major joints (solid line) & all exposed edges including top (adjoining s/s sill) & bottom (adjoining skirting) are to include 12x12mm aluminium angle.

Stanton Dahl Architects
PO Box 833, Epping, NSW 1710, Australia
Tel +61 2 8876 5300
www.stantondahl.com.au

All dimensions to be verified on site and any discrepancies referred to architect for determination. figured dimensions to take precedence over scaled dimensions.

This design including its associated drawings, images, etc. is the intellectual property of stanton dahl & associates pty limited and must not be referenced copied or used without written permission of stanton dahl & associates pty limited.

Rev	Issue	Date
C	Revised DA Issue	23/02/2024

Amendments

Stanton Dahl Architects

Dubbo Christian School

Dubbo Christian School Primary

141 Sheraton Rd,
Dubbo, NSW

Drawn; NS
Checked; CH
Plot date; 23/2/2024

Scale;1:100 as noted @ AI

Project No;
2556.20

Drawing No; DA09

Revision#; C

Elevations

0 500 1000 1500 2000 2500 5000
scale: 1:50 @A1

Stanton Dahl Architects
PO Box 833, Epping, NSW 1710, Australia
Tel +61 2 8876 5300
www.stantondahl.com.au

Rev	Issue	Date
C	Revised DA Issue	23/02/2024

Amendments

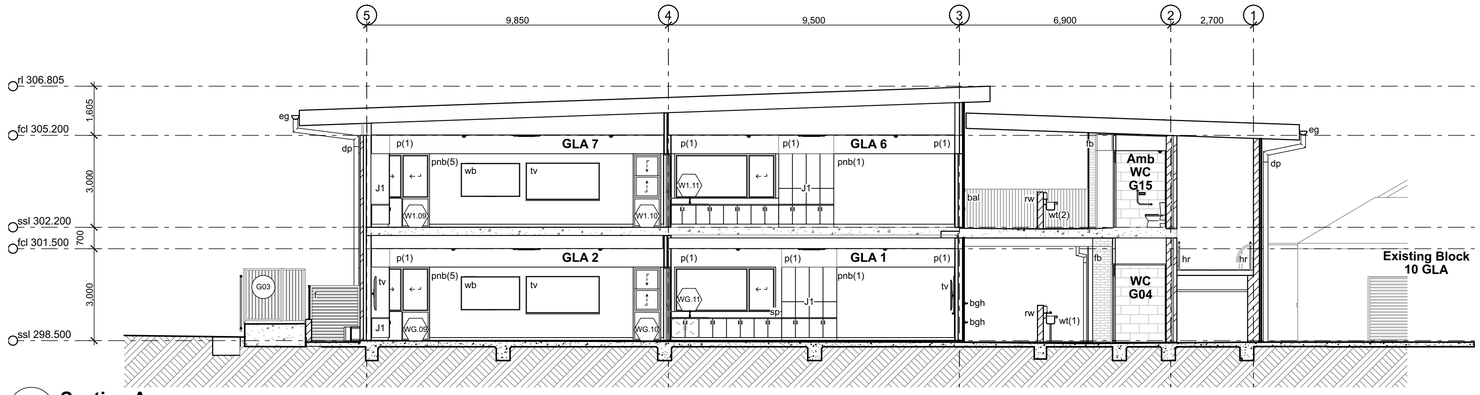

01 Section A
1:100

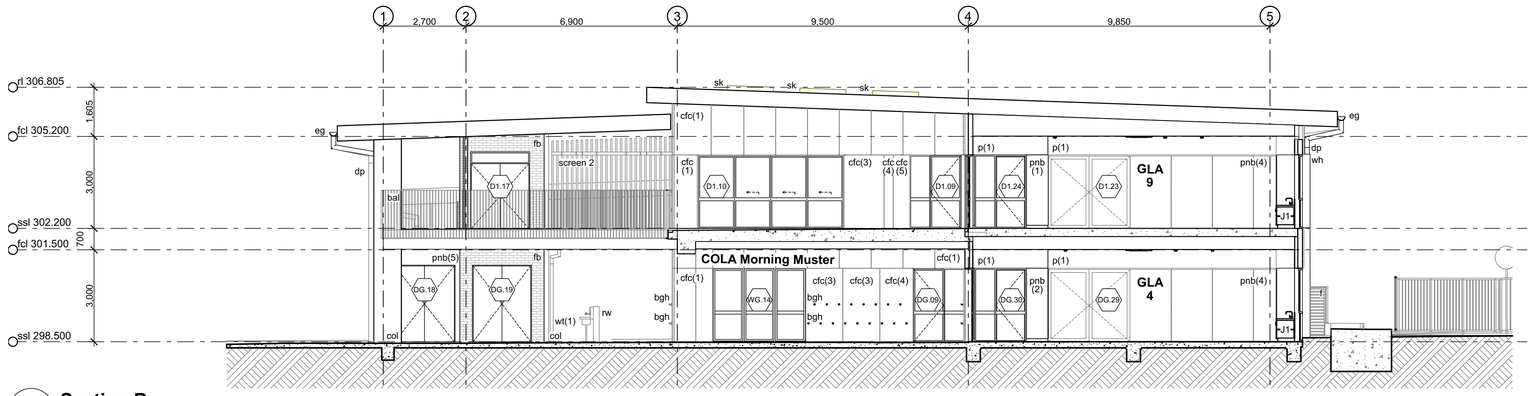

02 Section B
1:100

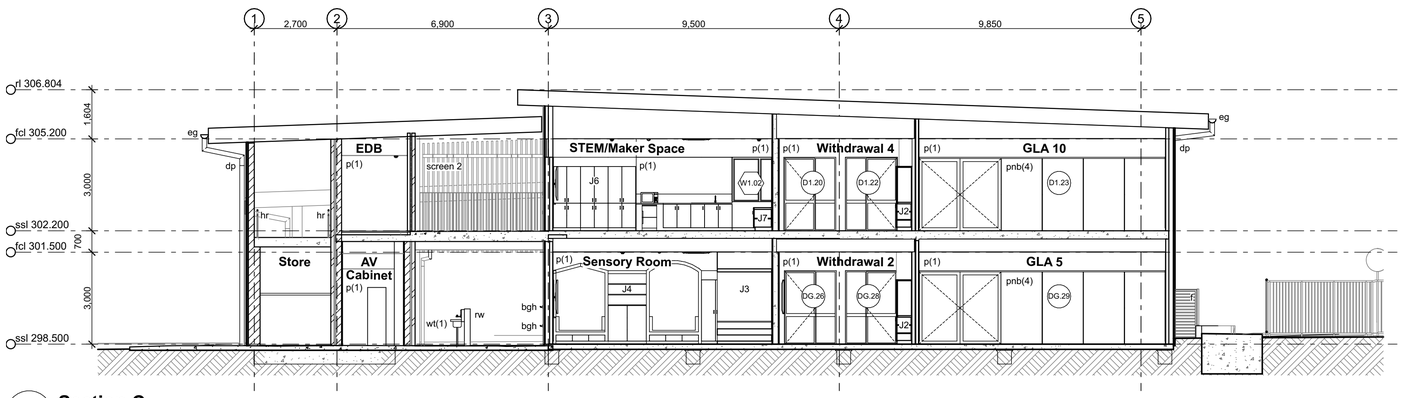

03 Section C
1:100

Legend
(elevation & sections)
note: drawing may not contain all items listed below

as	aluminium skirting	egl	existing ground line	rs	refill station
assl	above structural slab level	ex.	existing	rv	roof vent
ac	air conditioner condenser	f	fixed window	s	sliding sash window
bal(1)	balustrade (type)	fb	face brickwork	sc	solid core door
bhc	brick header course	fcl	finished ceiling level	sc(1)	165 x 3.0 CHS steel column
bws	brickwork sill	ffl	finished floor level	sc(2)	89 x 3.5 SHS steel column
cfc	compessed fibre cement	gl	ground line	sl	sliding door
cbg	colour back glass	h	aluminium hinged door	vg	ventilation grill
conc.	concrete	hr(1)	handrail (type)		
dp	downpipe	hws	gas water heater		
eg	eaves gutter	mdr	metal deck roof		

note:

1. please read in combination with all other documentation and schedules incl. BCA section j schedule for full scope of works. plans take priority on door swings.
2. dimensions are typically to wall openings unless noted otherwise.
3. all door/window openings are to be site measured prior to any fabrication of frames and check measured against structural layout.
4. refer any discrepancies to the architect for further information.
5. locking - all windows to be key locked and keyed alike. all doors to be master keyed.
6. aluminium mesh flyscreens to all operable windows.
7. door set out, widths and circulation areas are to be installed to comply with AS1428.1 -2009 with clear door width of 850mm min.
8. door sills and window subsill as specified, and detailed in sections.
9. door grilles have not been shown for clarity - refer to mechanical engineer's details.
10. all external windows and glazed doors, to be fitted with glazing as specified to comply with BCA section j glazing compliance schedule.
11. all internal windows and doors to be fitted with 8.38mm Viridian laminated safety glass.
12. (*) denotes lead door/active door leaf
13. all existing doors nominated as undercut to be coordinated with mechanical engineer's documentation.
14. colorbond preformed cover plate to all columns engaged to the glazing systems where necessary.
15. repair and ease existing windows where retained as required.
16. provide compliant thresholds & clearances at all doors to comply with AS1428.1-2009. Allow to ardit floor either side of all door thresholds and floor tracks (to new bifold and sliding doors) to raise FFL to provide level substate for door installation and ensure level transitions between rooms - note max gradient of 1:40.
17. provide visual indicators to all clear glazed doors and windows where there are no transoms. Top of visual indicator tape to be applied at 1000mm above finish floor level.
18. To be read in conjunction with Window Hardware & Door Hardware schedules for all locking requirements and hardware accessories.

Stanton Dahl Architects

Dubbo Christian School

Dubbo Christian School Primary

141 Sheraton Rd,
Dubbo, NSW

Drawn; NS
Checked; CH
Plot date; 23/2/2024

Scale;1:100 as noted @ AI

Project No;
2556.20

Drawing No; DA10
Revision#; C

Sections 1

0 500 1000 1500 2000 2500 5000
scale: 1:50 @A1

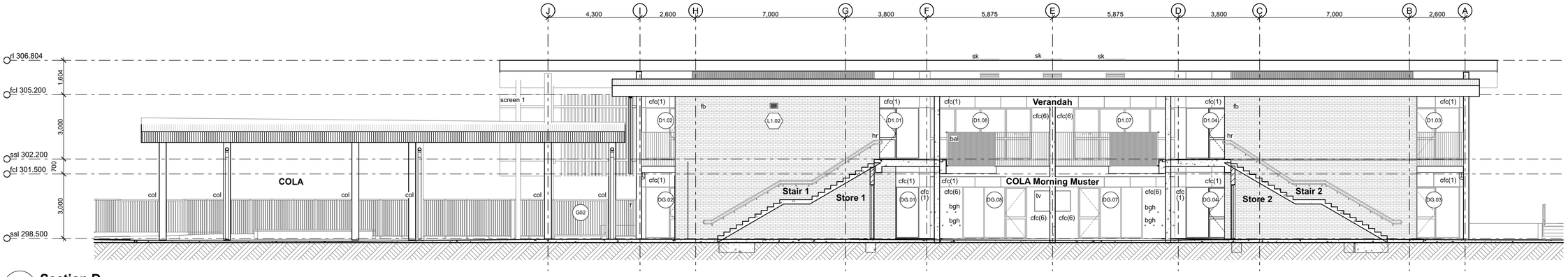

01 Section D
1:100

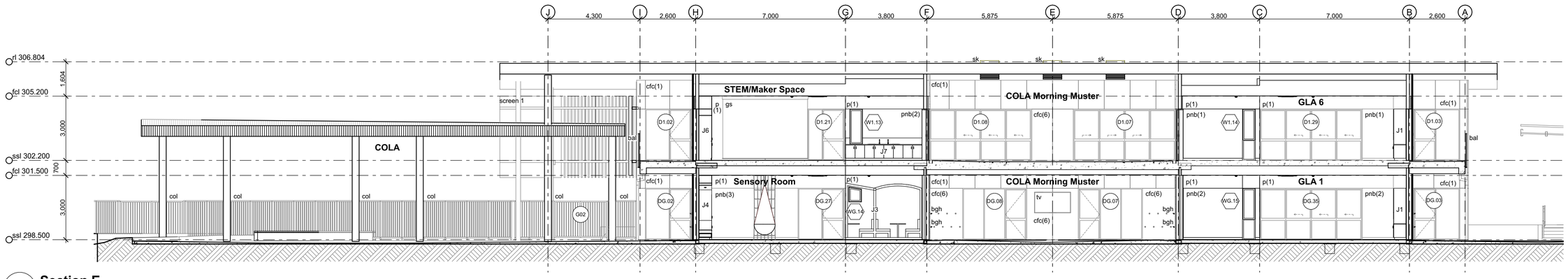

02 Section E
1:100

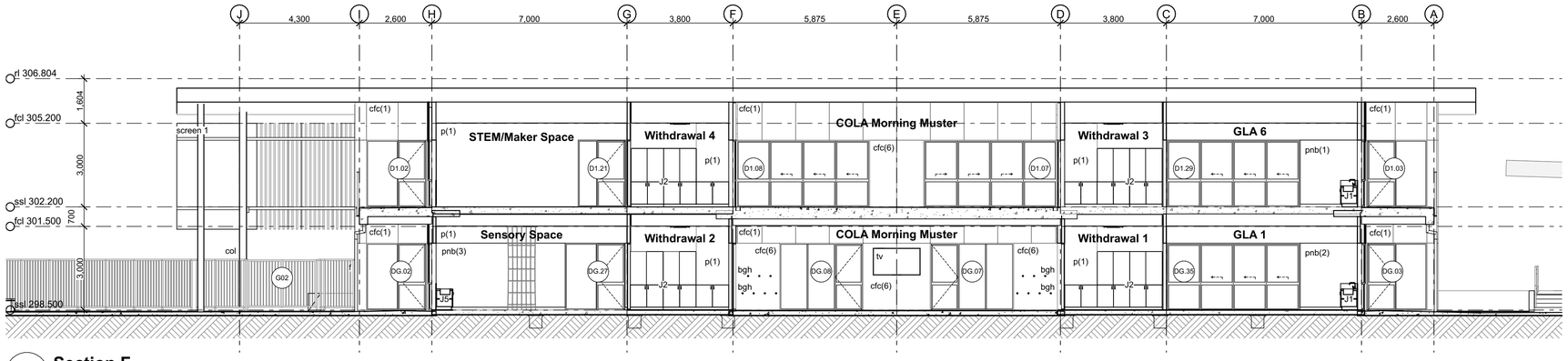

03 Section F
1:100

Legend
(elevation & sections)
note: drawing may not contain all items listed below

as	aluminium skirting	egl	existing ground line	rs	refill station
assl	above structural slab level	ex.	existing	rv	roof vent
ac	air conditioner condenser	f	fixed window	s	sliding sash window
bal(1)	balustrade (type)	fb	face brickwork	sc	solid core door
bhc	brick header course	fcl	finished ceiling level	sc(1)	165 x 3.0 CHS steel column
bws	brickwork sill	ffl	finished floor level	sc(2)	89 x 3.5 SHS steel column
cfc	compessed fibre cement	gl	ground line	sl	sliding door
cbg	colour back glass	h	aluminium hinged door	vg	ventilation grill
conc.	concrete	hr(1)	handrail (type)		
dp	downpipe	hws	gas water heater		
eg	eaves gutter	mdr	metal deck roof		

note:

1. please read in combination with all other documentation and schedules incl. BCA section j schedule for full scope of works. plans take priority on door swings.
2. dimensions are typically to wall openings unless noted otherwise.
3. all door/window openings are to be site measured prior to any fabrication of frames and check measured against structural layout.
4. refer any discrepancies to the architect for further information.
5. locking - all windows to be key locked and keyed alike. all doors to be master keyed.
6. aluminium mesh flyscreens to all operable windows.
7. door set out, widths and circulation areas are to be installed to comply with AS1428.1 -2009 with clear door width of 850mm min.
8. door sills and window subsill as specified, and detailed in sections.
9. door grilles have not been shown for clarity - refer to mechanical engineer's details.
10. all external windows and glazed doors, to be fitted with glazing as specified to comply with BCA section j glazing compliance schedule.
11. all internal windows and doors to be fitted with 8.38mm Viridian laminated safety glass.
12. (*) denotes lead door/active door leaf
13. all existing doors nominated as undercut to be coordinated with mechanical engineer's documentation.
14. colorbond preformed cover plate to all columns engaged to the glazing systems where necessary.
15. repair and ease existing windows where retained as required.
16. provide compliant thresholds & clearances at all doors to comply with AS1428.1-2009. Allow to ardit floor either side of all door thresholds and floor tracks (to new bifold and sliding doors) to raise FFL to provide level substate for door installation and ensure level transitions between rooms - note max gradient of 1:40.
17. provide visual indicators to all clear glazed doors and windows where there are no transoms. Top of visual indicator tape to be applied at 1000mm above finish floor level.
18. To be read in conjunction with Window Hardware & Door Hardware schedules for all locking requirements and hardware accessories.

Stanton Dahl Architects
PO Box 833, Epping, NSW 1710, Australia
Tel +61 2 8876 5300
www.stantondahl.com.au

Rev	Issue	Date
C	Revised DA Issue	23/02/2024

Amendments

Stanton Dahl Architects

Dubbo Christian School

Dubbo Christian School Primary

141 Sheraton Rd,
Dubbo, NSW

Drawn; NS
Checked; CH
Plot date; 23/2/2024

Scale;1:100 as noted @ AI

Project No;
2556.20

Drawing No;
DA11

Revision#;
C

Sections 2

01 **Perspective 1**
not to scale

02 **Perspective 2**
not to scale

03 **Perspective 3**
not to scale

04 **Perspective 4**
not to scale

05 **Perspective 5**
not to scale

05 **Perspective 6**
not to scale

Stanton Dahl Architects
PO Box 833, Epping, NSW 1710, Australia
Tel +61 2 8876 5300
www.stantondahl.com.au

All dimensions to be verified on site and any discrepancies referred to architect for determination. figured dimensions to take precedence over scaled dimensions.

Rev	Issue	Date
C	Revised DA Issue	23/02/2024

Amendments

Stanton Dahl Architects

Dubbo Christian School

Dubbo Christian School Primary

141 Sheraton Rd,
Dubbo, NSW

Drawn; NS
Checked; CH
Plot date; 23/2/2024

Scale;1:153.103, 1:178.707, 1:215.377 as noted @ AI

Project No;
2556.20

Drawing No;
DA12

Revision#;
C

Proposed 3D Views

0 500 1000 1500 2000 2500 5000
scale: 1:50 @A1

Gate Schedule			
Elevation	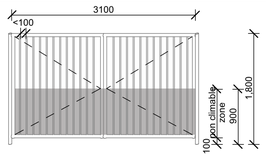	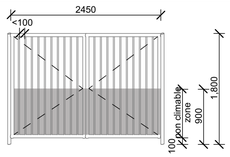	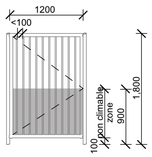
ID	G01	G02	G03
Location	ex. Vehicular Access Path	Kiss & Drop Covered Waiting Area	ex. conc. pathway
Frame Type	Powdercoated steel	Powdercoated steel	Powdercoated steel
Hardware	yes refer to schedule lock & latch to be located above 1500mm	yes refer to schedule lock & latch to be located above 1500mm	yes refer to schedule lock & latch to be located above 1500mm
Notes	Self closers and self latching mechanisms to AS2820-1993, Flat Top.	Self closers and self latching mechanisms to AS2820-1993, Flat Top.	Self closers and self latching mechanisms to AS2820-1993, Flat Top.

Stanton Dahl Architects
PO Box 833, Epping, NSW 1710, Australia
Tel +61 2 8876 5300
www.stantondahl.com.au

All dimensions to be verified on site and any discrepancies referred to architect for determination. figured dimensions to take precedence over scaled dimensions.

Rev	Issue	Date
C	Revised DA Issue	23/02/2024

Amendments

Stanton Dahl Architects

Dubbo Christian School

Dubbo Christian School Primary

141 Sheraton Rd,
Dubbo, NSW

Drawn; NS
Checked; CH
Plot date; 23/2/2024

Scale;1:1 as noted @ AI

Project No;
2556.20

Drawing No;
DA13

Revision#;
C

Gate Schedule